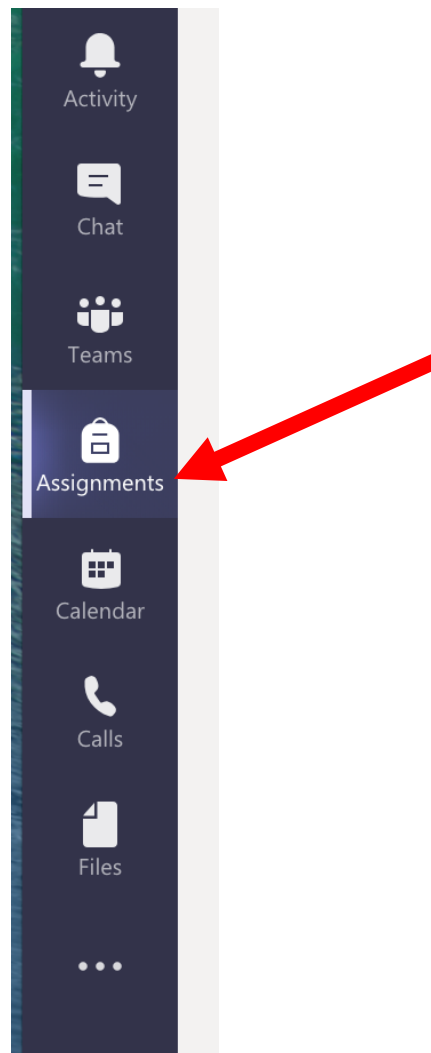


How to Access your Assignments on Teams



STEP 1:

Go to Microsoft Teams and choose the left tab called Assignments.



STEP 2:

Select your class and press Next.

Choose a class

Search classes




U2 User_Muraoka_Regalado 2020-21



Next

STEP 3:

Look for your assignment.



Who Am I Powerpoint
Due September 2, 2020 8:00 AM

STEP 4:

Click on the assignment to read the directions. Open up the attachment(s).

[< Back](#)

Who Am I Powerpoint

Due September 2, 2020 8:00 AM

Points
16 points possible

Instructions

DIRECTIONS:


- Assignment is posted on Microsoft Teams.
- Open the Powerpoint attachment to create a presentation about yourself.
- Read the directions written on the first page of the Powerpoint.
- Follow the steps on the first page in order when creating your presentation.
- Each slide tells you what should be on it.
- You can add extra slides if you'd like.
- **BE CREATIVE!**
- This must be completed and submitted by: **Wednesday, September 2nd.**

Reference materials



 Who Am I PPT Rubric PDF.pdf ...

Student work

 Who am I .pptx ...

STEP 5:

When you are ready to submit your work, press Turn in.

[← Back](#)



Turn in



Who Am I Powerpoint

Due September 2, 2020 8:00 AM

Points

16 points possible

Instructions

DIRECTIONS:

- Assignment is posted on Microsoft Teams.
- Open the Powerpoint attachment to create a presentation about yourself.
- Read the directions written on the first page of the Powerpoint.
- Follow the steps on the first page in order when creating your presentation.
- Each slide tells you what should be on it.
- You can add extra slides if you'd like.
- **BE CREATIVE!**
- This **must be completed and submitted** by: **Wednesday, September 2nd.**

Reference materials



Who Am I PPT Rubric PDF.pdf



My work



Who am I .pptx



[Add work](#)